












OFFICE DOCUMENT AND EDP SHREDDER

5141

INNOVATIVE HIGH CAPACITY OFFICE SHREDDERS – HIGH PERFORMANCE AND LARGE VOLUME

- SPS – (Safety Protection System) package:
 - electronically controlled, transparent safety flap in the feed opening as additional safety element
 - automatic reverse and power cut-off (avoids paper jams)
 - automatic stop if the shred bin is full
 - electronic door protection via a magnetic proximity switch
 - double motor protection
 - energy saving mode
- modern keypad with manual start/stop/reverse buttons and optical indicators for the operational status of the shredder
- powerful 1600 watt motor for continuous operation
- large feed opening of 405 mm for convenient feeding of large paper formats
- automatic start and stop via a photo cell
- ECC – Electronic Capacity Control – indication of the used sheet capacity during shredding process
- automatic oil injection on the cutting shafts during shredding operation for constantly high shred performance
- high-quality wooden cabinet, mobile on castors
- especially high volume for the shreds (approx. 225 litres)
- plastic bag suspension with pull-out mechanism on wheels for easy removal of the full bag (models 5141 CC and 5141 CCC with shred container)
- dust-proof gear box housing
- sturdy steel cutting mechanism that swallows paper clips (exception: models EBA 5141 CC and EBA 5141 CCC)
- 5 years guarantee on the solid steel cutting shafts*
- suitable for safe shredding of CDs or DVDs (EBA 5141 S and EBA 5141 C)
- attractive colour combination: silver / dark grey
- quality "Made in Germany"



TECHNICAL DATA	EBA 5141 S	EBA 5141 C		EBA 5141 CC	EBA 5141 CCC
Insertion width in mm	405	405	405	405	405
Cutting width in mm	6	4 x 40	2 x 15	0.8 x 12	0.8 x 5
Sheet capacity A4 sheets, 70 g/m ² 80 g/m ²	50-55 42-47	40-45 34-39	25-30 21-26	15-17 13-15	10-11 8-9
DIN security level	2	3	4	5	Level 6
Shreds effortless	   	   	  		
Motor capacity in watts	1600	1600	1600	1600	1600
Power connection in volts/Hz**	230/50	230/50	230/50	230/50	230/50
Dimensions W x D x H in mm	640 x 590 x 1010	640 x 590 x 1010	640 x 590 x 1010	640 x 590 x 1010	640 x 590 x 1010
Bag volume in litres	225	225	225	225	225
Weight in kgs	115	115	115	115	115

The technical data is approximate. Subject to change. 01/2009

* except fine cut version "CC" and "CCC" – guarantee 1 year

** other voltages available

EBA



Phone: +27 11 466 8510